



# **Developing a Country – wide Monitoring and evaluation system for VMMC**

Uganda presentation at the Joint  
PEPFAR-WHO Meeting on VMMC  
25-28<sup>th</sup> Sept 2012 Johannesburg, South Africa

Dr. Bbaale Denis, Infectious Diseases Institute,  
Makerere University, Uganda

Monica Dea, Senior Technical Adviser, CDC-Uganda

# Outline of presentation

- **BACKGROUND**
  - Uganda VMMC statistics
  - VMMC Program Implementation mile stones
- **VMMC Operational Centre**
  - History and objectives
  - Data collection fields
  - Results so far
  - Challenges

# Uganda

**Population<sup>1</sup>:** 35,873,000

**Estimated HIV+ adults& children<sup>2</sup>:**  
1,390,000

**Adult HIV Prevalence:**  
6.4% (2004/5) <sup>3</sup>  
7.3% (2011) <sup>4</sup>

**VMMC = SMC in Uganda**

VMMC	2012
% Coverage	26%
Results <sup>5</sup>	149,400
National Need <sup>6</sup>	4,245,184



<sup>1</sup>U.S. Census Bureau International Data Base 2012 mid-year population.

<sup>2</sup>Estimate MOH Uganda (2012).

<sup>3</sup> MoH ( 2006). Uganda HIV/AIDS Sero- Behavioural survey 2004-2005

<sup>4</sup>Uganda AIDS indicator Survey, 2011

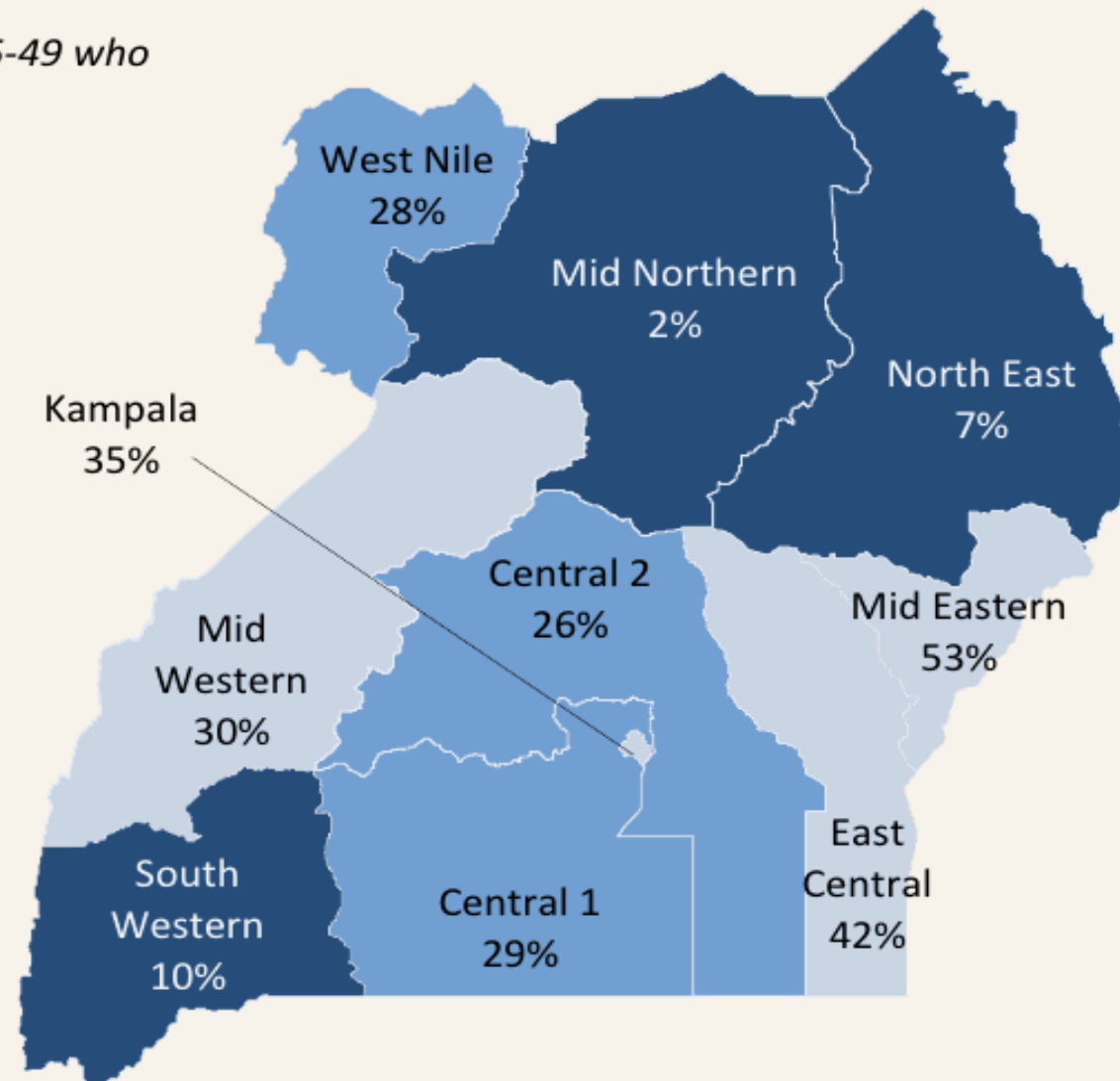
<sup>5</sup> Reed J, Njeuhmeli E, Thomas A , et al (2012). VMMC: An HIV prevention Priority for PEPFAR. *JAIDS* 2012; 60:S 88-S95

<sup>6</sup> Njeuhmeli E, Forsythe S, Reed J, et al. (2011). VMMC: Modeling the Impact and Cost of Expanding Male Circumcision for HIV Prevention in Eastern and Southern Africa . *PLoS Med* 8(11): e1001132. doi:10.1371/journal.pmed.1001132

# Male Circumcision by Region

*Percent of men age 15-49 who are circumcised*

**Uganda**  
**26%**



# VMMC Program Implementation Milestones

- **National Task Force** on SMC established 2009
- **Uganda SMC Policy** launched in January, 2010
- National **Communication Strategy** for SMC launched 2010
- **Minimum Standards of Procedure** for SMC launched Feb, 2011
- **SMC Strategic Plan** launched March, 2011

# Sample Posters




**It is FREE , safe, it reduces risk of getting HIV by 60%,  
And it improves genital cleanliness,  
But remain faithful and use a condom**

**SERVICES ARE AVAILABLE AT KCCA'S KISENYI HEALTH CENTRE  
Monday to Friday from 8:00am to 5:00pm**



**HUSBANDS PROTECT YOUR  
HOMES FROM HIV;  
Get Circumcised Today**



**CIRCUMCISION is FREE, Safe,  
It reduces risk of HIV infection by 60%  
and Improves genital cleanliness.  
But remain faithful and use a condom**

**SERVICES ARE AVAILABLE AT KCCA'S KISENYI HEALTH CENTRE  
Monday to Friday from 8:00am to 5:00pm**



# Still Pending:

- **Need to accelerate** the scale up of VMMC to meet National need: 4,245,184 by 2015
- **Need for regular monitoring** system to capture all circumcision done across the country: **VMMC Operational Center**

# VMMC Operational Center

## History:

- Started as Pilot in June 2012
- Currently targeting 90 VMMC sites in Uganda
- Funded by PEPFAR through CDC.
- Plans under way to institutionalize the system nationally and transition it to MOH-Uganda
- **Data is collected by daily phone calls to sites and feed into a computer data base**

## Objectives:

- To register all facilities in Uganda carrying out VMMC (static and mobile)
- To register all VMMC implementing partners in Uganda and their funders.
- To record the number of men circumcised within a 24-hour period
- To record the number of VMMC adverse events reported in a 24-hour period
- To record any serious challenges experienced by facilities/IP
- Create a map of Uganda showing the daily status of the VMMC scale up

# Operational Center- Data base screen shot

Mozilla Firefox

File Edit View History Bookmarks Tools Help

http://localhost:9000/Facility/Edit/1

localhost:9000/Facility/Edit/1

Google

**UNSMCOC**  
Uganda National Safe Male  
Circumcision Operational Centre

Home

Circumcision Summary

Notifications

Reports

Settings

Help

Welcome Back mncube  
1 Notification  
Last Login: 06/06/2012 at 11:45

Home / Facility / Edit

**Facility**

**Facility Name**

Kisenyi Health Centre

**Facility Grade**

Health Centre 4

**Ownership**

Public

**Northing**

1.22121

**Easting**

2.3111

**District**

Kampala

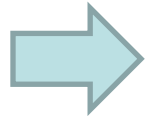
**Save**

[Back to List](#)

**Log Off**

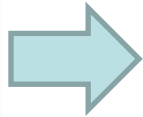
# Data fields collected

Total VMMC's by  
facility and partner



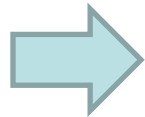
Partner	Facility	Total Circumcised
---------	----------	-------------------

VMMC's by site  
type



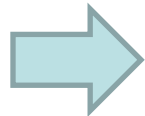
Static	Mobile
--------	--------

VMMC's by Age



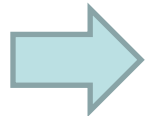
No. by age group (in Yrs)			
< 13	13-25	26-49	> 49

Occurrence of AEs



AEs
-----

Challenges

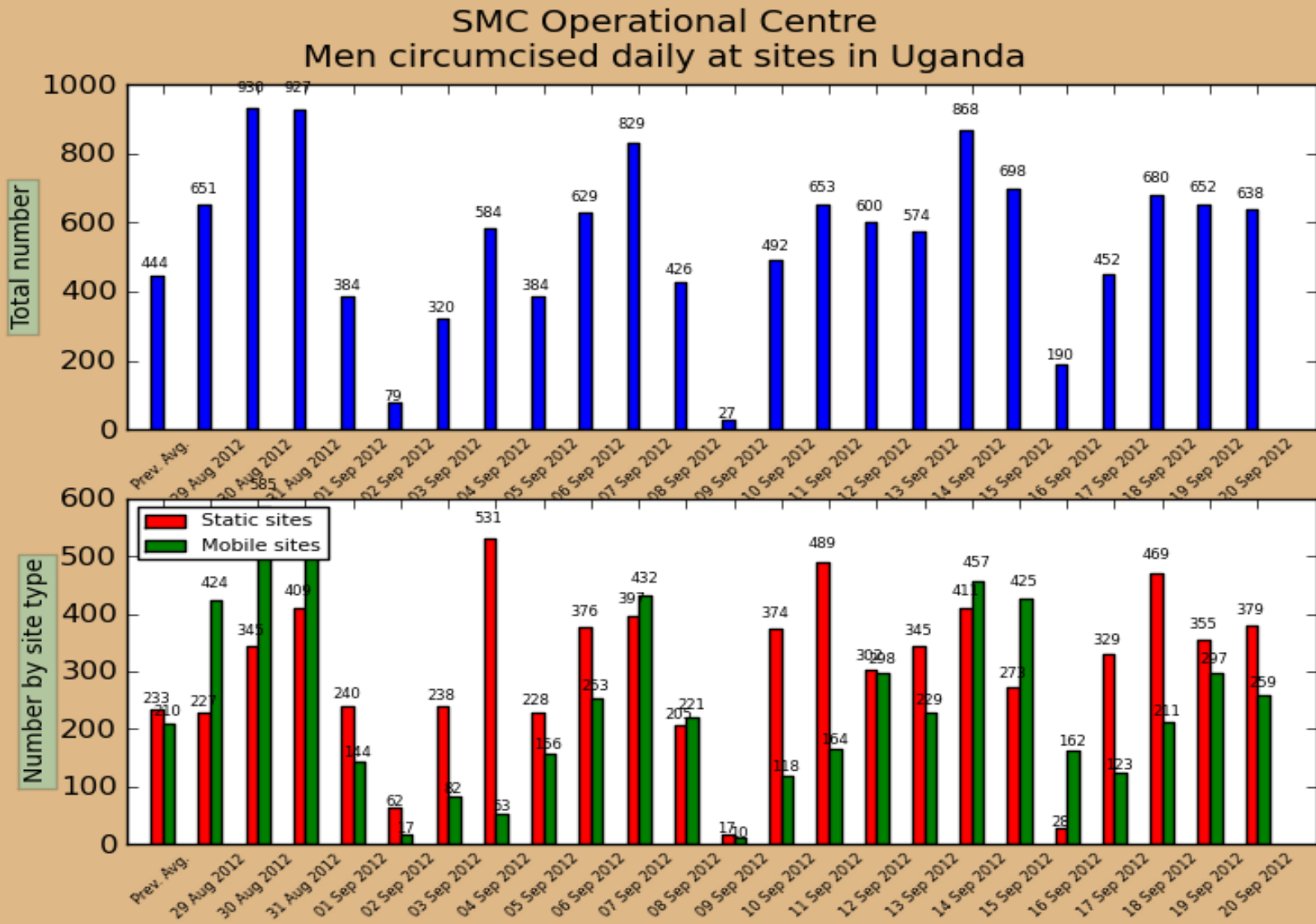


Admin	Mobilization	Logistical	Others
-------	--------------	------------	--------

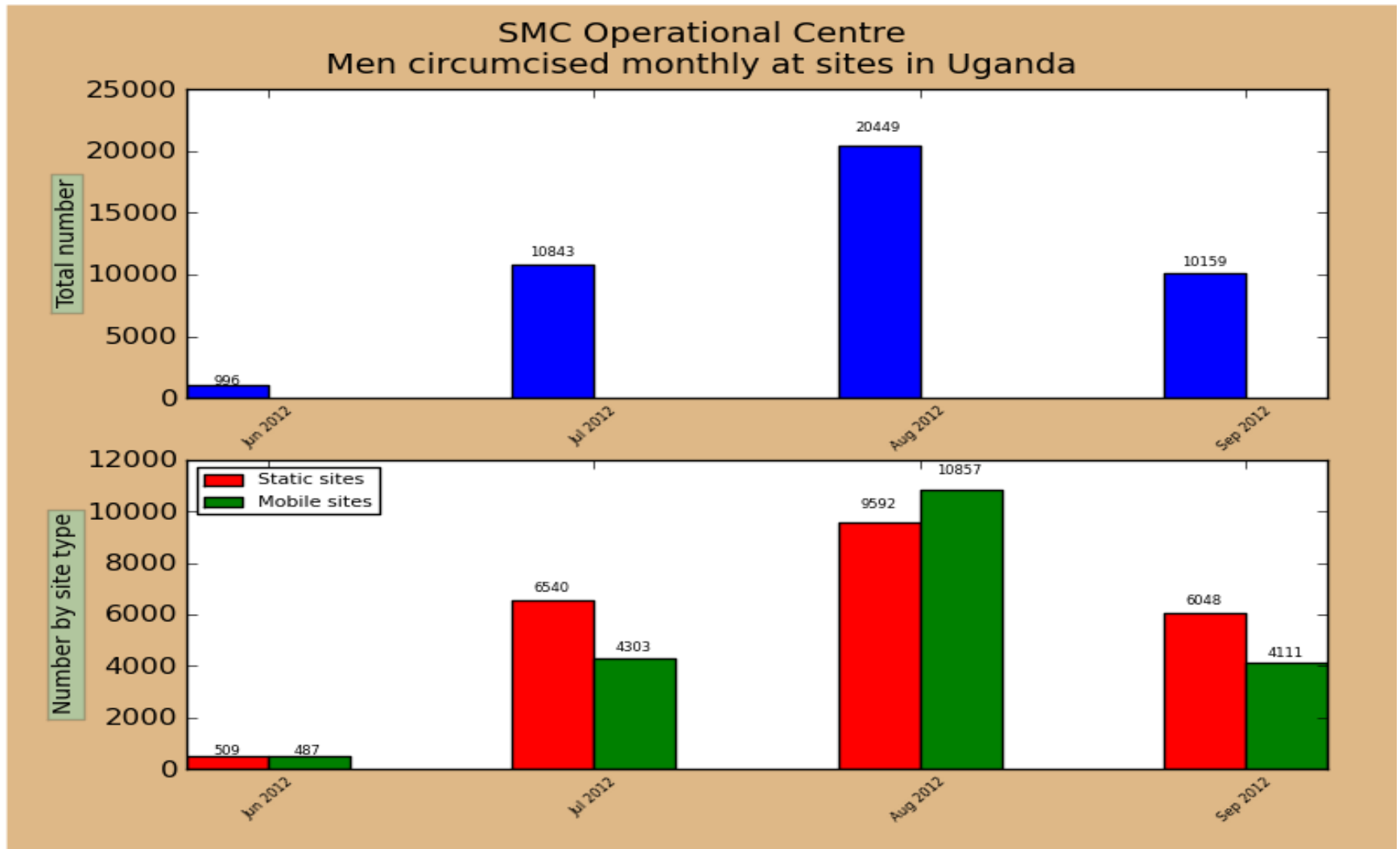
# Results- site specific daily totals

	Partner	Facility	Total Circumcised	No. by site type		No. by age group (in yrs)				AEs	Challenges			
				Static	Mobile	< 13	13-25	26-49	> 49		Admin	Mobilization	Logistical	Others
1	AMREF	Amwori HCIII	7	7	0	0	4	3	0	0				
2		Buwambo HC IV	39	0	39	0	39	0	0	0			Yes	
3		Bwendero HC III	6	6	0	3	3	0	0	0				
4		Kajjansi HC III	36	0	36	0	30	6	0	1			Yes	
5		Kalungala HC IV	7	7	0	1	2	4	0	0				
6		Kasasa Health Centre III	15	15	0	2	6	7	0	0		Yes		
7		Kasanda Health Centre III	13	0	13	2	11	0	0	1		Yes		
8		Kisumu HC III	16	16	0	0	14	2	0	1		Yes	Yes	
9		Kinwongoza Health Centre III	22	0	22	0	20	2	0	0				
10		Kiwoko Hospital	2	2	0	0	2	0	0	0				
20		Zirobwa Health Centre III	40	0	40	0	39	1	0	0				
SubTot			595	84	511	8	496	88	3	3				
21	IDI	International Hospital- Kampala	175	175	0	0	175	0	0	1				
22		Kisenyi Health Centre	30	30	0	0	17	13	0	1				
SubTot			205	205	0	0	192	13	0	2				
23	MJAP	Makerere University hospital	53	53	0	2	33	18	0	0				
24		Mbarara Hospital	17	17	0	0	14	3	0	0		Yes	Yes	
SubTot			70	70	0	2	47	21	0	0				
25	RHSP	RaKai Health Sciences Program- Kalisizo centre	29	29	0	1	25	3	0	0				
SubTot			29	29	0	1	25	3	0	0				
26	UEC	Aber Hospital	27	0	27	9	14	3	1	0	Yes			Yes
27		Kamwokya Christian caring Community	8	8	0	0	5	3	0	0				
28		St Daniel Comboni Kuumuhunga	32	0	32	4	26	2	0	0				
29		St Josephs Kitgum	25	25	0	0	20	5	0	0				
30		Villa maria Hospital	12	12	0	0	7	5	0	0				
SubTot			104	45	59	13	72	18	1	0				
31	UPMB	Amaj Hospital	5	5	0	0	5	0	0	0		Yes		
32		Kaberole Hospital	9	9	0	0	7	2	0	0				
SubTot			14	14	0	0	12	2	0	0				
Total			1017	447	570	24	844	145	4	5				

# Results- summarized daily totals



# Results- Monthly Trend Data

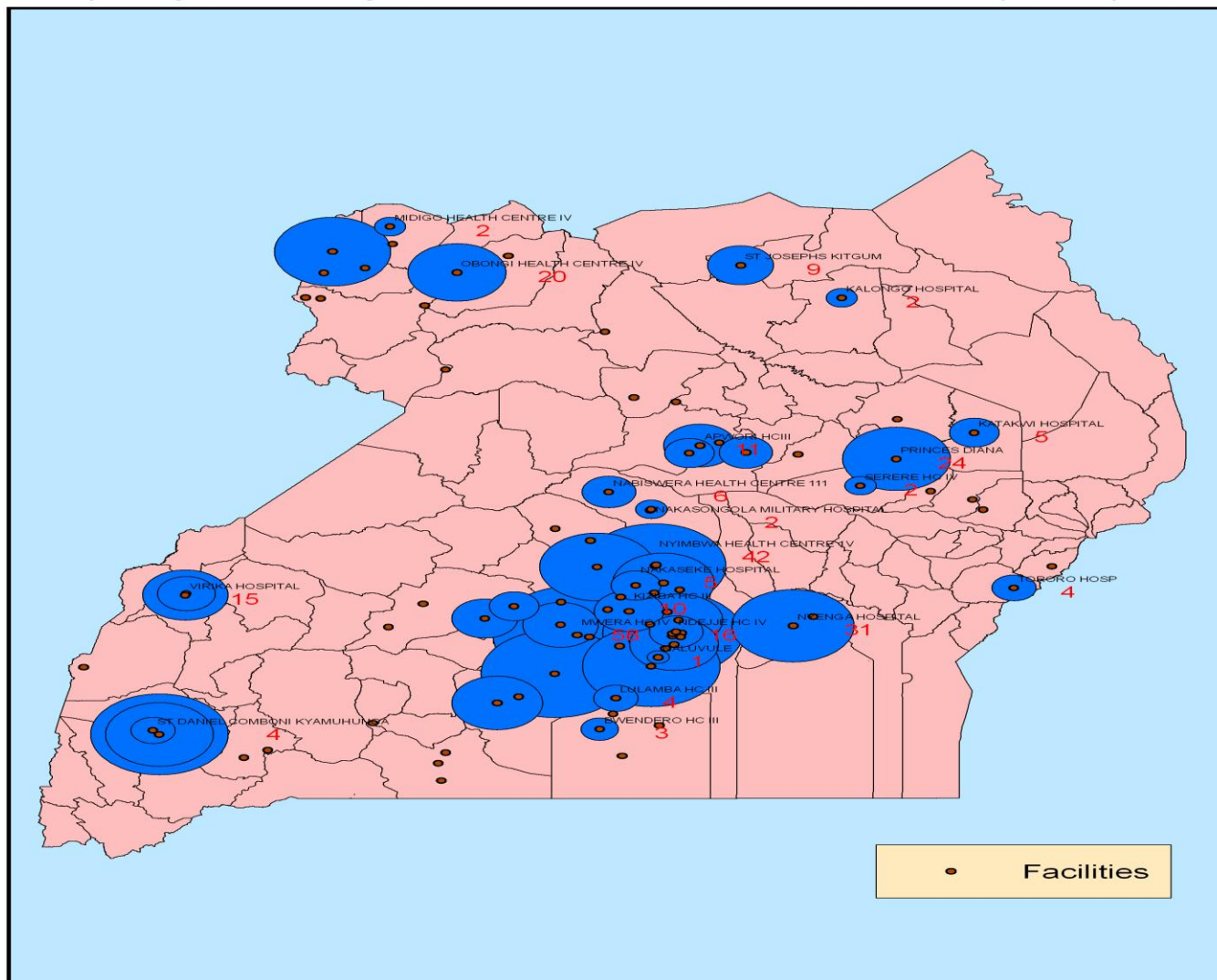


**Note the Change before (996 in June) Vs after (20,449 in August)**

# Results- Daily Map with results

## SMC Operational Centre

Map of Uganda showing total number of men circumcised on Thursday, 20 Sep 2012



# Challenges

- Currently few VMMC sites (from one funding partner ) report into the system  
*Given the scale up numbers and in the absence of a national reporting system, the need to report and monitor is essential.*
- Data is currently being collected by use of daily phone calls  
*-Plans under way to use other data collection methods*

## Way forward

- Need to improve reporting with a web-based system
- Plan is to institutionalize this system nationally and transition it to MOH

# Acknowledgements

- Centres for Diseases Control and Prevention, Uganda
- Ministry of Health, Uganda
- Infectious Diseases Institute, Makerere University, Uganda
- Presidential Emergency Plan For HIV/AIDS

**Thank you**